

The Atlas Copco logo is positioned in the top right corner of the image. It consists of the brand name "Atlas Copco" in a white, italicized serif font, centered between two horizontal white bars. The background of the logo is a solid teal color.

Atlas Copco

A technical drawing of a pump is overlaid on a teal triangular graphic in the bottom left corner. The drawing shows a cross-section of a pump with various dimensions and labels. The main title "Head series pumps rising to new heights in the flow" is written in white, bold, sans-serif font over the drawing.

Head series pumps rising to new heights in the flow

PAC H range

High pressure pumps engineered for your use

The new PAC H pumps for high-pressure applications, have been designed to reduce downtime and prolong lifespan, saving operational costs. Part of Atlas Copco's Head series, the PAC H is a centrifugal pump that can handle liquids containing solids of up to 3.5" in size. This makes it particularly well suited to industrial applications, such as water transfer in the oil and gas sector, quarrying and surface mining, construction, and municipal applications.

3 TIMES LONGER SEAL LIFE

UP TO 30% REDUCED MTTR*

UP TO 3 UNITS ON A TRAILER

* Mean time to repair

MAX. HEAD UP TO **500ft**

MAX. FLOW UP TO **6400 USgpm**


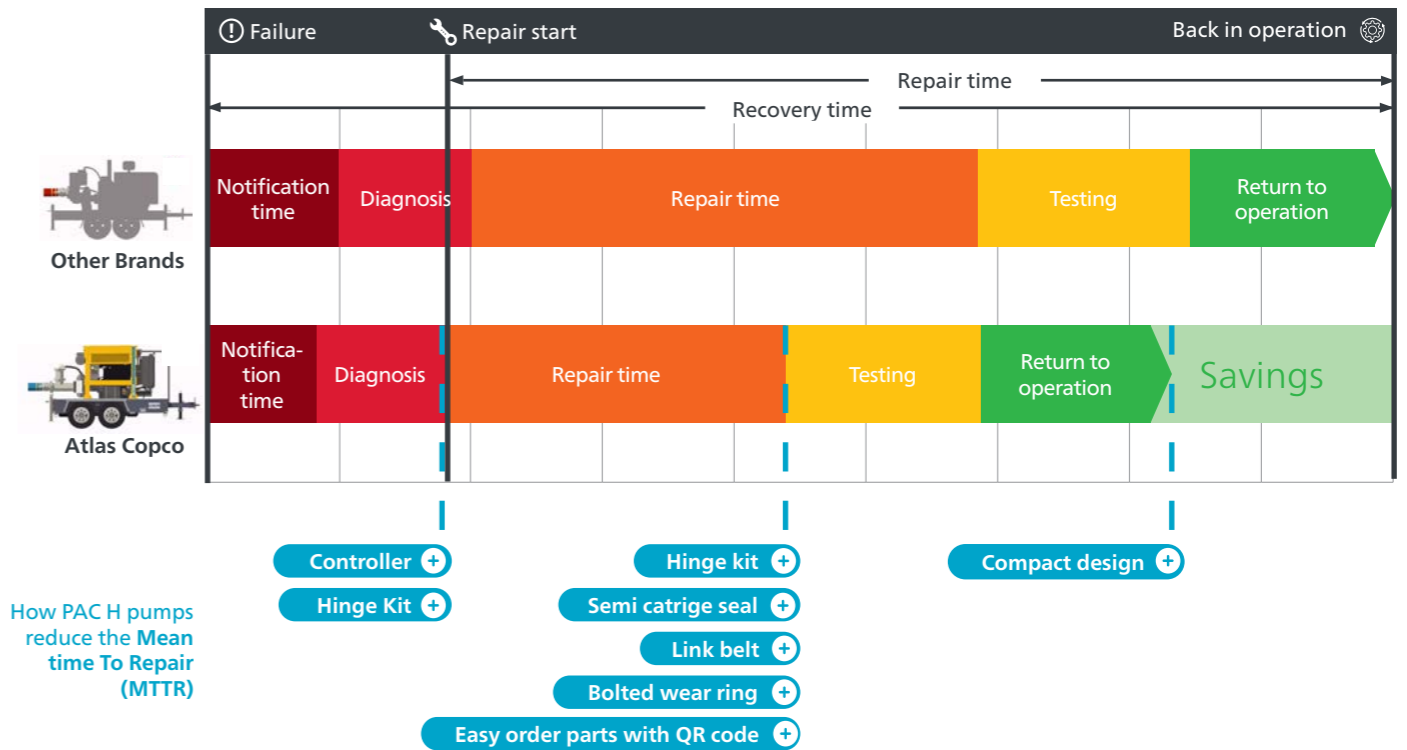
UP TO **3.5 inch SOLIDS HANDLING**

Save money by reducing the mean time to repair (MTTR)

The innovative Atlas Copco **hinge kit** minimises downtime and makes maintenance easier, thanks to a swing door that allows quick and easy access to the pump's internal workings, and a **single bolt** to remove the impeller. The **semi-cartridge seal** enables change-out without dismantling the pump, and makes the lip seal and impeller easily accessible. **Bolted wear rings** make for precise and simple replacement compared to pressed alternatives, and **link belts** are used to enable changeovers without having to dismantle the entire wet end of the unit, **reducing mean time to repair by up to 30%**.



Up to 30% reduced mean time to repair



PAC H range



EXCELLENT SERVICIBILITY

Our swing door solution significantly helps to reduce service time. With very few steps, you can open the suction plate and access the pump. Even on-site activities can be performed with this swing door solution.



STAY IN CONTROL

The PW controller series enables the users to get the most out of the pumps in any application. There is automatic operation via transducer and floats and complete engine management with alarms and fault shutdown. FleetLink connectivity means the customer is always in control of the fleet.



COMPACT FOR TRANSPORTABILITY

The compact PAC H range offers dimensions that allows you to transport up to 3 units on a regular 48ft flatbed trailer. Meaning you save an average of 33% in transport costs, and reduce your CO² footprint.



KEEP YOUR SEAL PROTECTED

The closed impeller is equipped with deflector vanes that keep the mechanical seal clean and free of detritus. This unique hydraulic design helps the mechanical seal last three times longer



SAVE SERVICE AND COST TIME

The PAC H series pump helps customers reduce mean time to repair (MTTR) by up to 30%. Features like the Atlas Copco hinge Kit, semi-cartridge seal design, bolted wear ring and link belts mean that the wear components can be serviced and replaced without dismantling the pump.

SCAN WITH POWERCONNECT

Scan the QR code on the data plate to access relevant information at your fingertips. View parts books and access our parts ordering system with the Atlas Copco Power Connect app.



FULLY PROTECTED CROSS-LINKED PE FUEL CELL

Our polyethylene fuel cell is corrosion free which extends filter life-cycle and reduces cleaning efforts vs. a metal fuel cell.

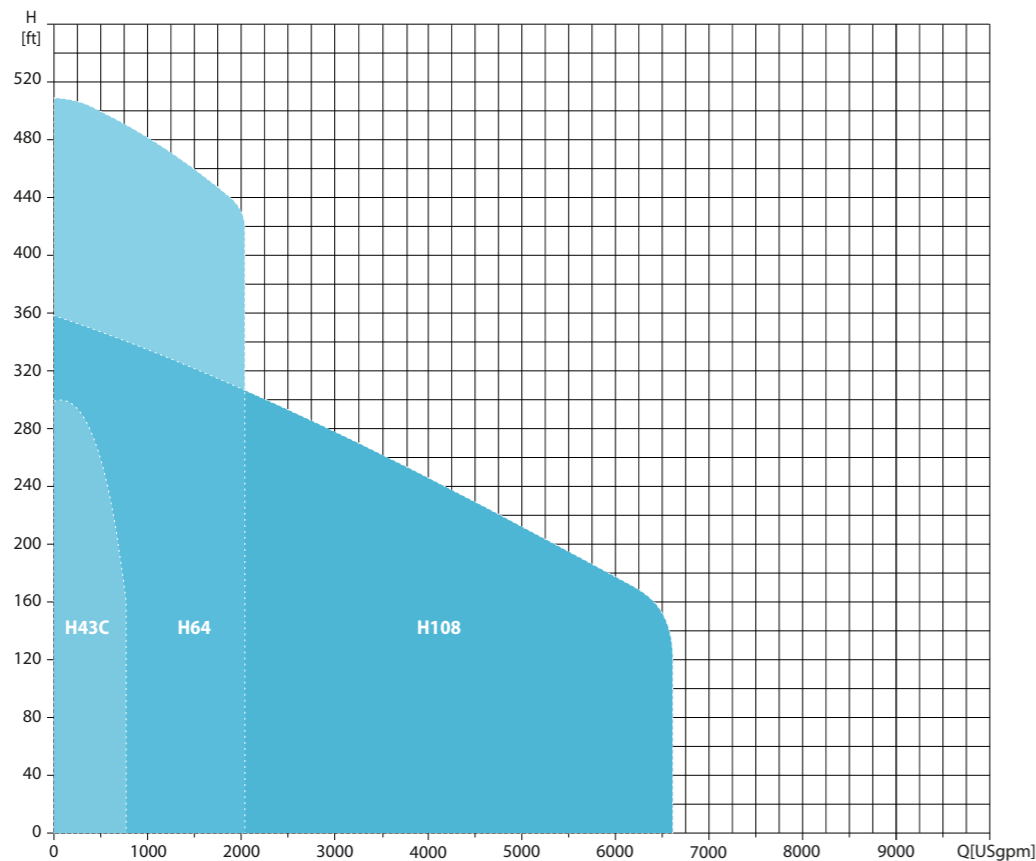


PAC H Series Pumps

Technical data

Specifications		PAC H43C	PAC H64	PAC H108
Max. head	ft	302	500	360
Max. capacity	Us gpm	660	1950	6400
Suction flange size	in	4	6	10
Discharge flange size	in	3	4	8
Max. solids handling	in	¾	3	3.5
Best efficiency point	%	62	69	82
Engine				
Emission compliance		T4F	T4F	T4F
Engine power rating	HP	74	275	325
Max. operating speed	rpm	2600	2100	1800
Max. fuel autonomy	h	16	18	17
Weight and dimensions				
Weight (dry)	lbs	3665	10300	13400
Length	in	153	180	192
Width	in	78	81.5	95
Height	in	72	96	100

Operation area



Product portfolio

GENERATORS

PORTABLE
1.6-7 kVA



MOBILE
25-1450 kVA



LARGE POWER
800-1450 kVA



*Multiple configurations available to produce power for any size application

DEWATERING PUMPS

ELECTRIC
SUBMERSIBLE
up to 6,100 US gpm



SURFACE FLOW PUMPS
up to 8,500 US gpm



SURFACE HEAD PUMPS
up to 500 ft of head



Diesel and electric options available

LIGHT TOWERS

METAL HALIDE



LED



AIR COMPRESSORS AND HANDHELD TOOLS

AIR COMPRESSORS
110-1,800 cfm
58-508 psi



HANDHELD TOOLS
Pneumatic
Hydraulic
Petrol engine driven



ONLINE SOLUTIONS

SHOP ONLINE
PARTS ONLINE

Find and order the spare parts for power equipment. We handle your orders 24 hours a day.



POWER CONNECT

Scan the QR code on your machine, and go to the QR Connect Portal to find all the information about your machine.



LIGHT THE POWER
YOUR SIZING TOOL

A useful calculator to help you choose the best solution for your power and light needs



FLEETLINK

Intelligent telematics system that helps optimize fleet usage, reduce maintenance costs, ultimately saving time and cost.



Atlas Copco

Atlas Copco Power Technique
atlascopco.com



Atlas Copco Power Technique

1059 Paragon Way
Rock Hill, SC 29730
Phone: 800-732-6762

atlascopco.com

