


Sewatec – Waste Water Pump



Applications:

- Waste water transport
- Waste water treatment
- Sludge treatment
- Stormwater transport

More information:

www.ksb.com/products

Impellers for every application



Type F/F-max

Type E/E-max

Type D

Type D-max

Type K/K-max

Protection and monitoring



Amacontrol

KSB Guard

Sewatec – Waste Water Pump

1 Reliable operation

Non-clogging impellers with large free passages, optimised for every type of waste water

2 Energy savings

- optimised speed control with PumpDrive. Pipe flushing function and minimum flow velocity prevent solid deposits
- Optimised hydraulic system yields high efficiency.
- In combination with the highly efficient KSB SuPremE® motor* the operating costs can be markedly reduced

3 Dependability

Two bi-directional mechanical seals with oil reservoir

4 Cost efficiency

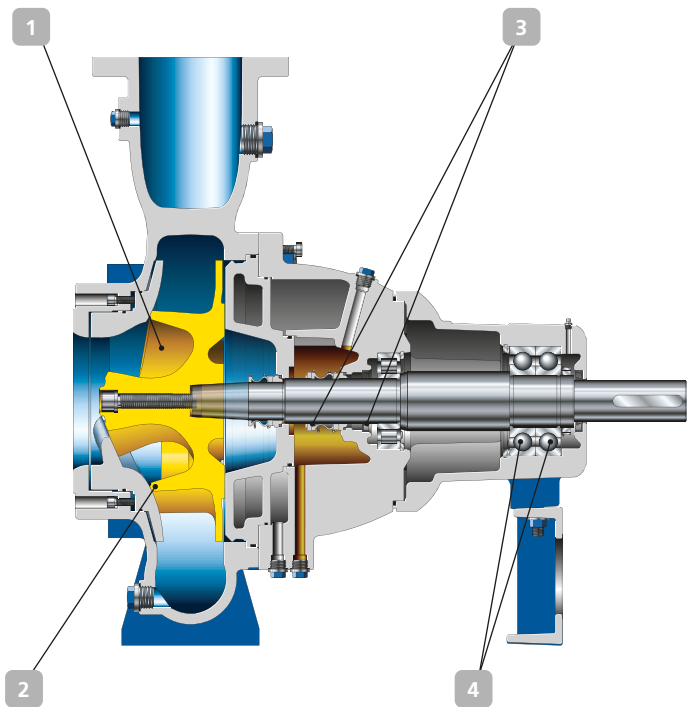
- Maintenance reduced by rolling element bearings up to S04 grease-packed for life and higher than S04 regreasable
- Optimised spare parts inventories: Standardised components are interchangeable within this type series and with the submersible motor pumps of the Amarex KRT type series

Flexibility

- Various installation types to suit different site conditions
- Easy to install and remove with maintenance skid for Sewabloc

Protection and monitoring

- Optional use of KSB Guard or Amacontrol condition monitoring equipment



Technical data

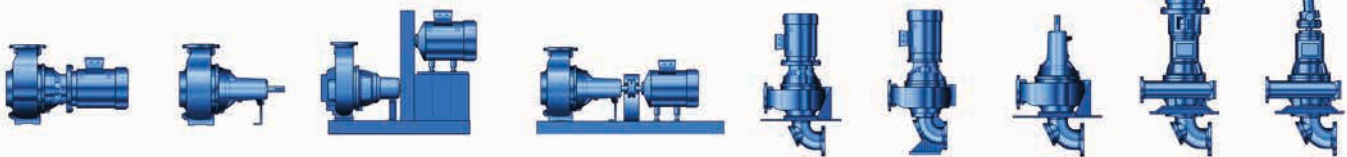
Sizes	Up to DN 700
Capacity	Up to 2,775 l/s
Head	Up to 120 m
Discharge pressure	Up to 10 bar
Temperature	Up to +70 °C

*IE5 in accordance with IEC/TS 60034-30-2 up to 15/18.5 kW (only for 1500 rpm types rated 0.55 kW, 0.75 kW, 2.2 kW, 3 kW, 4 kW: IE5 in preparation)

Maintenance skid



Installation options



KSB SE & Co. KGaA
 Johann-Klein-Straße 9
 67227 Frankenthal (Germany)
 www.ksb.com